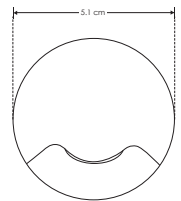



EMPOTRAR / PISO / PARED

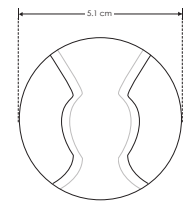

Material	Aluminio / Housing de plástico
Lámpara	Luminario de piso ó pared
Ángulo de apertura	1 salida simétrica/ 2 salidas simétricas / 4 salidas simétricas
Color de luz	Blanco cálido
Alimentación	85 - 265 V ca
Potencia	3 W



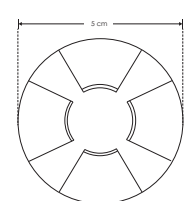

85-265



1 salida



2 salidas



4 salidas



[1 salida
(Blanco cálido)]

ILUPISO13WWW

[2 salidas
(Blanco cálido)]

ILUPISO23WWW

[4 salidas
(Blanco cálido)]

ILUPISO43WWW

